

HOW TO INSTALL LASER FILM



ABOUT PHILLIPS SAFETY

Phillips Safety is the industry leader in occupational safety eyewear. In business for over 100 years, you are being served with the dedication and craftsmanship of a family owned company.

Phillips Safety has been producing occupational safety glasses since 1905 and continues to develop and produce the highest quality glasses and lenses today. A leading manufacturer of specialty safety eyewear in the United States, Phillips Safety adheres to strict ANSI Z87.1 and EN 207 CE standard certifications, holding itself to the highest standard and


prides itself on producing glasses with the finest quality materials available.

All safety glasses produced and sold by Phillips Safety meet strict industry standards for military, medical, research laboratories, and a variety of other industries.

With Phillips Safety's dedicated team, you can rest assured knowing that all your prescription safety needs are met.


1

WIPE THE GLASS CLEAN.




2

REMOVE THE CLEAR BACKING
FROM THE LASER FILM TO EXPOSE
THE ADHESIVE BACKING




3

PASTE THE FILM ON CLEAN
DRY GLASS




CONTACT

Should you need any further information,
please do not hesitate to contact us.

123 Lincoln Blvd, Middlesex, NJ 08846, USA 

+1 (866) 575 1307 

service@phillips-safety.com 

www.phillips-safety.com 