

# HOW TO INSTALL LASER FILM



# ABOUT PHILLIPS SAFETY

Phillips Safety is the industry leader in occupational safety eyewear. In business for over 100 years, you are being served with the dedication and craftsmanship of a family owned company.

Phillips Safety has been producing occupational safety glasses since 1905 and continues to develop and produce the highest quality glasses and lenses today. A leading manufacturer of specialty safety eyewear in the United States, Phillips Safety adheres to strict ANSI Z87.1 and EN 207 CE standard certifications, holding itself to the highest standard and


prides itself on producing glasses with the finest quality materials available.

All safety glasses produced and sold by Phillips Safety meet strict industry standards for military, medical, research laboratories, and a variety of other industries.

With Phillips Safety's dedicated team, you can rest assured knowing that all your prescription safety needs are met.

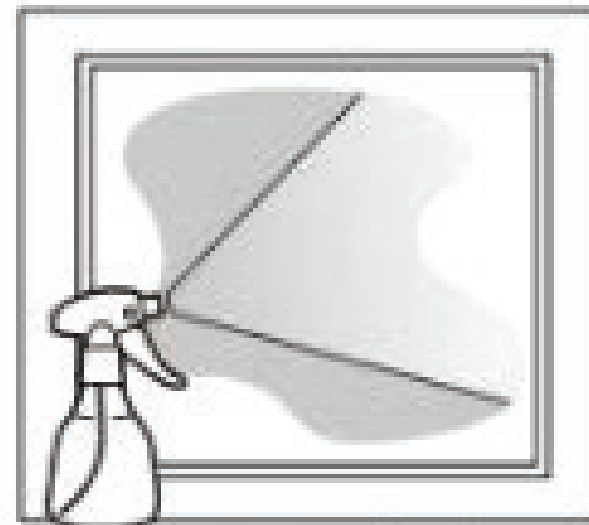
1

WIPE THE GLASS CLEAN.



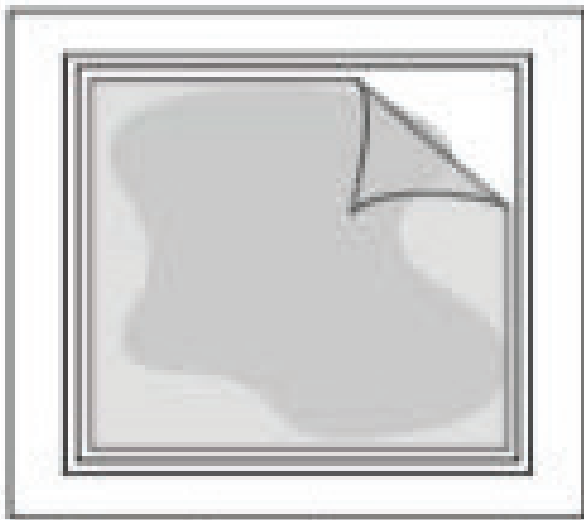
2

SPRAY WATER ONTO THE  
GLASS SO IT BECOMES  
ATTACHED TO THE SURFACE.



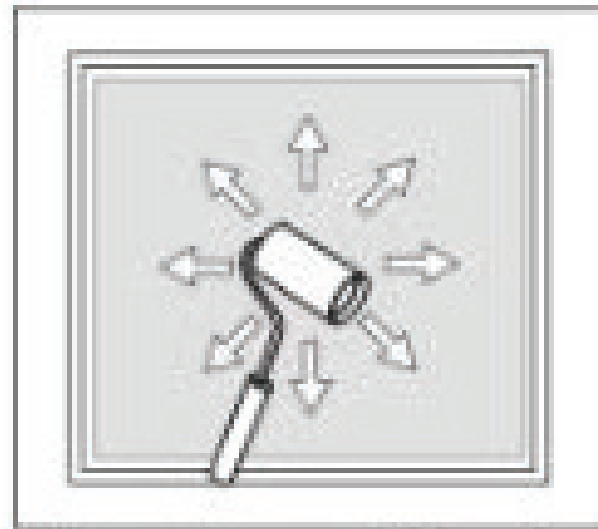
3

PASTE THE PRODUCT ON  
TO THE WET GLASS.




4

FROM THE CENTER OF THE  
PRODUCT TO ITS EDGES, USE A  
RUBBER ROLLER TO PUSH OUT  
THE WATER AND THE AIR.




# CONTACT

Should you need any further information,  
please do not hesitate to contact us.

123 Lincoln Blvd, Middlesex, NJ 08846, USA 

+1 (866) 575 1307 

service@phillips-safety.com 

www.phillips-safety.com 