



# HOW TO INSTALL

## WALL MOUNTED APRON RACK WITH 5 SWING RODS



COPYRIGHT ©2025. ALL RIGHTS RESERVED

[PHILLIPS-SAFETY.COM](https://phillips-safety.com)

# ABOUT PHILLIPS SAFETY

## INTRODUCTION

Phillips Safety is the industry leader in occupational safety eyewear. In business for over 100 years, you are being served with the dedication and craftsmanship of a family owned company.

Phillips Safety has been producing occupational safety glasses since 1905 and continues to develop and produce the highest quality glasses and lenses today. A leading manufacturer of specialty safety eyewear in the United States, Phillips Safety adheres to strict ANSI Z87.1 and EN 207 CE standard certifications, holding itself to the highest standard and

prides itself on producing glasses with the finest quality materials available.


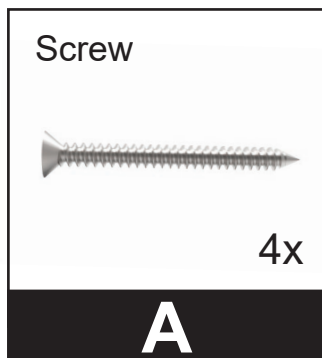
All safety glasses produced and sold by Phillips Safety meet strict industry standards for military, medical, research laboratories, and a variety of other industries.

With Phillips Safety's dedicated team, you can rest assured knowing that all your prescription safety needs are met.

## ASSEMBLY INSTRUCTIONS

WALL MOUNTED APRON RACK WITH 5 SWING RODS

## PARTS LIST



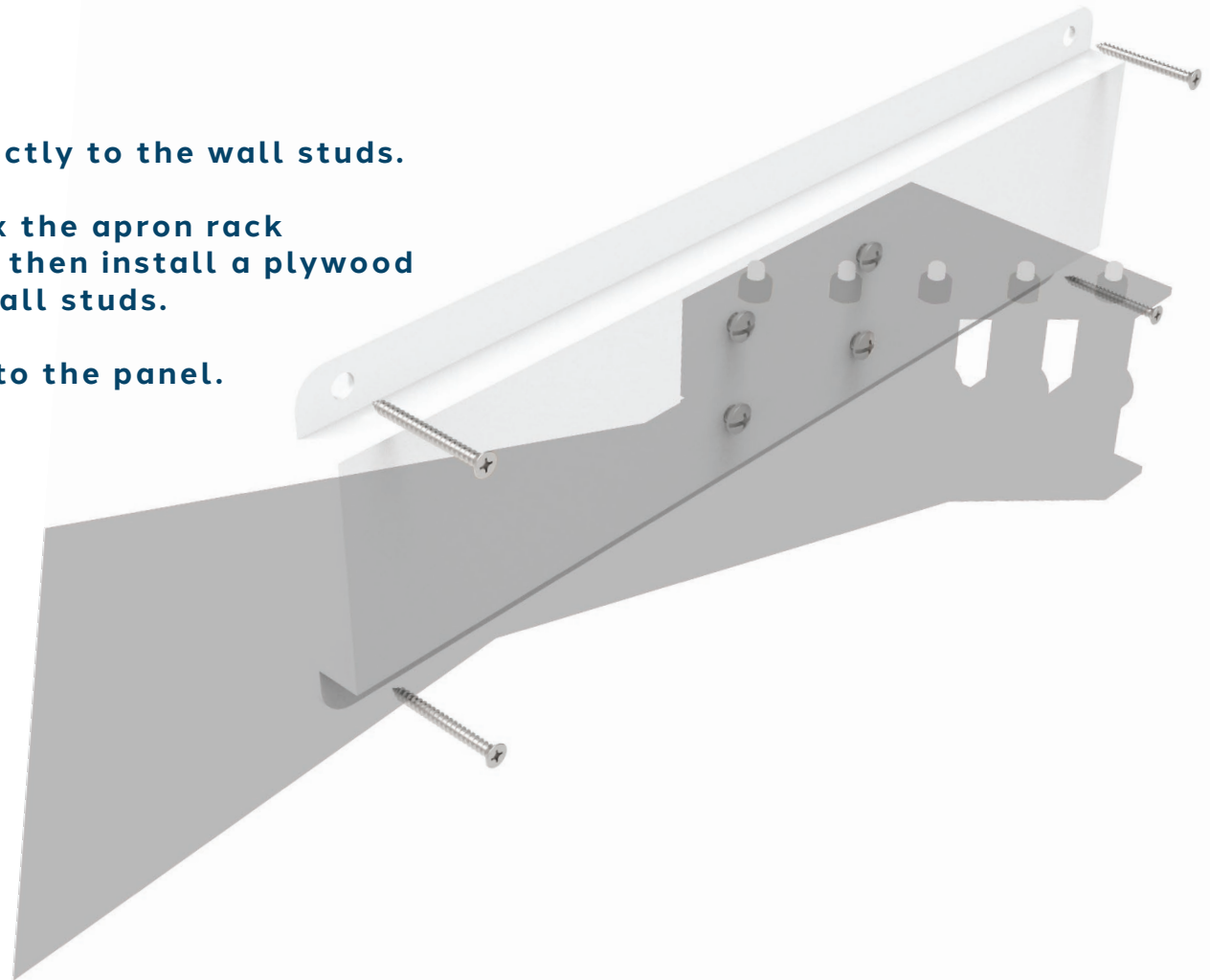
**1**

**DRYWALL MOUNTING:**

**Attach the apron rack directly to the wall studs.**

**If it is not possible to affix the apron rack directly to the wall studs, then install a plywood panel spanning the two wall studs.**

**Then affix the apron rack to the panel.**



**Note: The panel must be able to support the weight of 150lbs.**

2

**CONCRETE WALL MOUNTING:**

**Mount using 150lb concrete anchor and concrete screws**

**Use masonry drill and drill the hole 1/2 inch deeper than the 150 lb concrete anchor. Use a hammer to drive the anchor into the hole until the anchor head rests on the concrete surface.**

**Install rack into the anchors using concrete screws.**

**You are done!**



**Note: The concrete anchor must be able to support 150lbs**

HOW TO INSTALL  
WALL MOUNTED APRON RACK WITH 5 SWING RODS


# CONTACT

Should you need any further information,  
please do not hesitate to contact us.

123 Lincoln Blvd, Middlesex, NJ 08846, USA 

+1 (866) 575 1307 

service@phillips-safety.com 

www.phillips-safety.com 



**PHILLIPS-SAFETY.COM**